



# FLY CONTROL FOR RESTAURANTS

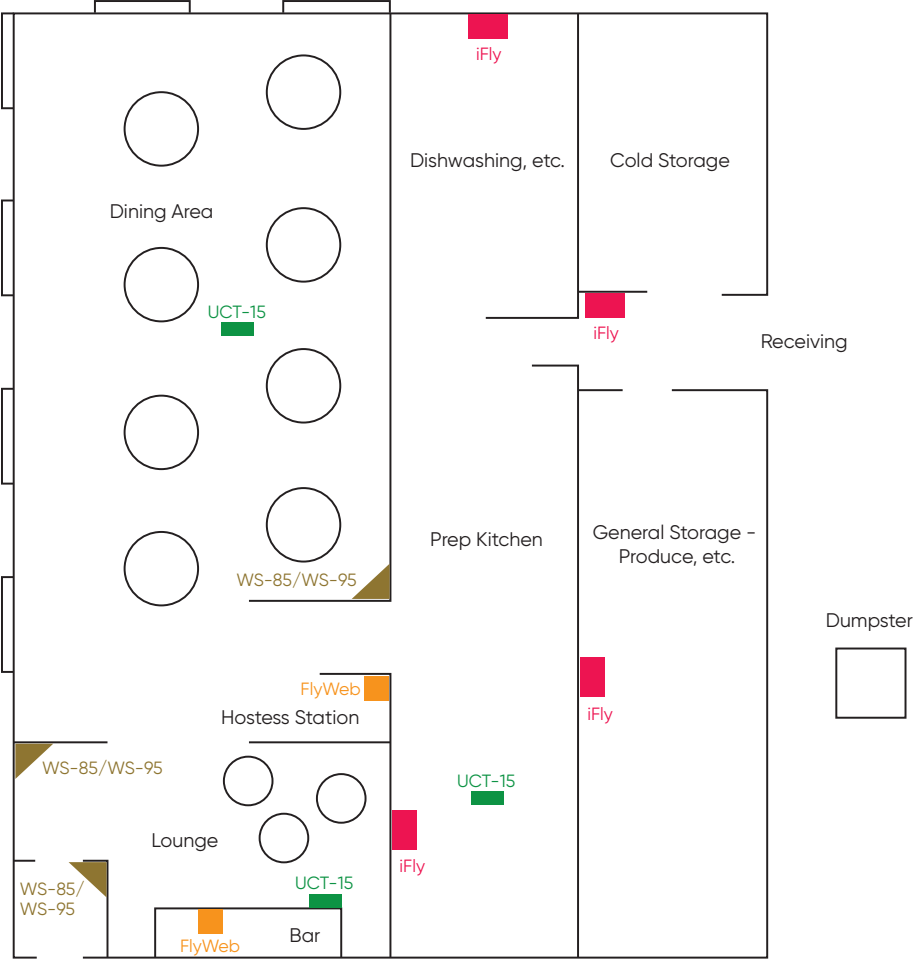
REFERENCE GUIDE



Gardner Products | 100 Industrial Drive | Horicon, WI 53022

888-558-1990 | [GARDNERFLYLIGHTS.COM](https://www.gardnerflylights.com)

# REFERENCE GUIDE FOR RESTAURANTS



Front Entry

**FRUIT FLY CONTROL/  
SMALL FLY CONTROL**  
**DIRECT PLUG IN/MULTIPURPOSE**

**DECORATIVE TRAPS**  
**INDUSTRIAL ADHESIVE TRAPS**

Fly lights are an easy to implement, affordable solution to rid your restaurant of flying insects. But where should they be placed for the best results? Here are four key areas that are proven to catch the highest percentage of flying pests:

## FRONT OF THE HOUSE

**Near the public entrance to the restaurant:** Near the host station, just inside the doors, is the optimal location for a fly light. We recommend one of our sconce style traps, mounted just above eye level. It will blend in with the restaurant's décor and won't be noticeable to patrons. Also, be sure to point the fly light toward the inside of the restaurant. You want to trap flies that are already inside, not attract more bugs from the outside.

## BAR AREA

Many restaurant bar areas serve snacks, hors d'oeuvres and other menu items. A small, discrete, under counter light can help you control insects in this busy area. In addition, pay particular attention to areas where drinks are prepared. The build up of spillage from the mixing of drinks will create harbor for fruit flies. Treat these areas with Gardner's fruit fly control products.

## BACK OF THE HOUSE

**Food preparation area:** Flies are naturally attracted to food preparation areas and any nearby garbage storage areas. Because these locations are away from the public, appearance isn't as important. That means any of our "open-faced" fly lights will work well here.

**Just inside kitchen entrance:** Placing a fly light just inside the kitchen doors ensures that you trap as many insects as possible — before they can fly into the dining area and annoy patrons.

## BEST PRACTICES

- **DO...** Place the fly lights in public areas of the restaurant just above eye level. This ensures that customers won't see dead insects stuck to the glue board.
- **DO...** Replace the bulbs in each of your fly lights every 9-12 months. Each bulb has a chemical coating that maximizes the amount of UV light it transmits. As the bulb ages, this coating wears out, diminishing the trap's effectiveness.
- **DO...** Replace the glue boards in each of your fly lights once a month.
- **DON'T...** Place fly lights in areas with bright lighting, such as large windows. Other light sources compete for the bugs' attention, and will diminish the fly light's effectiveness.

# FRUIT FLY CONTROL/SMALL FLY CONTROL

## READY TO USE

### FRUIT FLY CONTROL

- 25b EPA exempt
- Great for use in foaming applications - no foaming agent needed!
- Simplifies chemical rotation - no reapplication wait time.
- Can be used indoors directly on food processing equipment and food prep surfaces.



## CONCENTRATE

**Concentrate mix ratio: 1:9 with water for maximum effectiveness.**  
Can be used in any sprayer, foamer with no additive needed. Just mix with water.

#### PRODUCT

FlyWeb Fruit Fly Spray  
FlyWeb Fruit Fly Concentrate  
FlyWeb Fruit Fly Concentrate (5 gal.)

#### PART NUMBER

**FW-590T-RTU**  
**FW-590T**  
**FW-590T-5**



## UNDER COUNTER

### FRUIT FLY TRAPS

Gardner's Fruit Fly Traps are an easy way to attract and capture annoying fruit flies under bars, sinks and countertops.

#### PRODUCT

FlyWeb Fruit Fly Trap (12-pack)  
Trapple Fruit Fly Trap (6-pack)

#### PART NUMBER

**FW-15**  
**TR-02-6BX**



## DECORATIVE



### HANDI-FOAMER

**50 oz. easy pump, handy foamer**

#### PRODUCT

Handi-Foamer

#### PART NUMBER

**HF-50**



### PC FOAMER PLUS

**1.3 gallon industrial foamer**

#### PRODUCT

PC Foamer Plus

#### PART NUMBER

**PF-128**

# DIRECT PLUG IN/MULTIPURPOSE



**FlyWeb  
CLASSIC  
(FW-9)**



**FlyWeb  
PLUS  
(FW-10)**



## COMPACT, ATTRACTIVE, MODERN DESIGN

- Attraction range: 600-800 sq. ft.
- **1 year warranty**

### PRODUCT

### PART NUMBER

**FlyWeb CLASSIC** (Patent# 6,886,292)

**FW-9**

Dimensions: 3.5" w x 10.5" h x 1.75" d    Color/material: light gray polycarbonate

**UV light output: 9 watts**

**FlyWeb PLUS** (Patent# 6,886,292)

**FW-10**

Dimensions: 4.5" w x 10.25" h x 2.25" d    Color/material: white polycarbonate

**UV light output: 10 watts**

## UCT-15



## UNDER COUNTER TRAP

- 24-hour, non-chemical trapping
- Easy-to-use mounting bracket
- **3 year warranty**

### COLOR

### PART NUMBER

Green

**UCT-15GR**

Black

**UCT-15BL**

Clear


**UCT-15CL**

**UV light output: 15 watts**



# DECORATIVE

## WS-85



### POWERFUL, DECORATIVE, EASY-TO-USE

- Attraction range: 900 sq. ft.
- **3 year warranty**

#### PRODUCT


WS-85 White  
 WS-85 Black  
 WS-85 Gold Vein

#### PART NUMBER SHATTERPOOF BULBS

WS-85WHS  
 WS-85BLS  
 WS-85S

Dimensions: 24" w x 10" h x 5" d  
 Color/material: white - steel, black, gold vein  
 UV light output: **15 watts**

## WS-95



### DECORATIVE, DISCRETE

- Attraction range: 1800 sq. ft.
- **3 year warranty**

#### PRODUCT

WS-95 White  
 WS-95 Stainless  
 WS-95 Black  
 WS-95 Gold Vein

#### PART NUMBER SHATTERPOOF BULBS

WS-95WHS  
 WS-95SS  
 WS-95BLS  
 WS-95GVS

Dimensions: 19" w x 11.5" h x 5.5" d  
 Color/material: white, stainless steel, black, gold vein  
 UV light output: **50 watts**



## GT-180

### SMALL, DURABLE COMMERCIAL, INEXPENSIVE

- Attraction range: 1500 sq. ft.
- UL approved/listed
- **3 year warranty**



#### PRODUCT

GT-180

Dimensions:

Color/material:

UV light output:

19.5" w x 11.5" h x 3.5" d

white - carbon steel

**30 watts**

#### PART NUMBER SHATTERPOOF BULBS


GT-180S



### ULTRA SLIM PROFILE

- Attraction range: 2000 sq. ft.
- **3 year warranty**

## FL-215S



#### PRODUCT

iFly - Stainless  
iFly - White

Dimensions:

Color/material:

UV light output:

#### PART NUMBER SHATTERPOOF BULBS

FL-215S  
FL-215WH

19" w x 11" h x 2.5" d

stainless steel, white

**30 watts**



white

ultra slim  
design





## REPLACEMENT INSECT LAMPS

Part #	Description			Product
EL-06	18"	15 watt	UV insect lamp	WS-85, iFly
EL-06S	18"	15 watt	UV insect lamp FEP sleeved	WS-85, iFly
EL-08	18"	25 watt	UV insect lamp	WS-95, MX-360
EL-08S	18"	25 watt	UV insect lamp FEP sleeved	WS-95, MX-360
EL-16S	12"	15 watt	UV insect lamp FEP sleeved	UCT-15
EL-22	9"	9 watt	UV insect lamp for FLYWEB CLASSIC	FW-9
EL-22B	9"	10 watt	UV insect lamp for FLYWEB PLUS	FW-10

## REPLACEMENT GLUE BOARDS

Part #	Description	UOM	Product
EL-56	3" X 11" White Adhesive Board	10 each/pack	UCT-15
EL-57	5" X 17" White Adhesive Board	24 each/pack	WS-95
EL-60	4" X 17" White Adhesive Board	10 each/pack	WS-85
EL-60B	4" X 17" Black Adhesive Board	10 each/pack	WS-85
EL-61	9" x 16" White Adhesive Board	10 each/pack	MX-360
EL-62	9" x 16" Black Adhesive Board	10 each/pack	MX-360
CS-64	3" x 5" White Adhesive Board for FlyWeb CLASSIC & PLUS	10 packs of 10/box	FW-9, FW-10
CS-64+	3" x 5" White Adhesive Board for FlyWeb PLUS	10 packs of 10/box	FW-10
CS-65	3" x 5" Black Adhesive Board for FlyWeb CLASSIC & PLUS	10 packs of 10/ box	FW-9, FW-10
EL-77	11" x 17" Black Adhesive Board	12 each/pack	iFly